



BASIC MATERIALS FOR DOT ART

MANDALA PAINTING WITH POINTILLISM



Prepared by:
Fernanda Abrantes, Healing Artist

Dots in a Box
ART | MEDITATION | CREATIVITY

Hello Dot Lover! 



Welcome to the fascinating world of mandalas with dots!

I prepared this e-book to give tips to those who want to practice this cool art and need some guidance on the necessary materials.

The tips in this e-book are based on my personal experience with the materials I have used over the years for freehand mandala painting. This list is non-exhaustive, as there are other possibilities that each artist may select based on their preferences and experience. These are the ones that work best for me.

I also give tips on the alternative materials I used when I started painting years ago. They are simple tools but they work well with materials that we have at home. Perhaps this guide can help you start your practice.

I have separated the materials here into 4 blocks:

1. Dotting tools
2. Paints, varnishes and auxiliaries
3. Brushes
4. Dotting pieces

I hope you enjoy the tips and let's color the world with dots!

Best regards,

Fernanda Abrantes
Healing Artist



Dotting Tools

Pencil Dotting Tool

I use this to make the smaller and more delicate dots, including the contours and the reliefs of the larger dots.

Tips:

The pens I use are the ones specific for painting artistic nails. They are great and are very affordable.



Crochet Needles

I use this to make the larger and flatter dots.

Tips:

The needles must be metallic with a flat base, as they are the most suitable for pointillism (we use only the base of the needle and not the head).



Other Good Dotting Tools

Stylus Tec Pencils



Dot Painter



Embossing Stylus
Tool WER



Tips:

*Stylus pens are much more expensive.
The dot painter has a more affordable
price.*

Alternatives Dotting Tools


Barbecue Sticks



Toothpick



Hashi



Manicure Stick



Pencil



Tips:

These are simple instruments that can be used in the virtual class or at the beginning of your practice until other more appropriated tools can be purchased.



Paints, Varnishes and Auxiliaries

Paints

Suitable for painting the surface of the pieces you're going to dot and the dots as well.

Acrylic Paint:

Synthetic ink with high coverage and durability. Fast drying. It can be applied to various surfaces such as wood, paper, ceramics and plaster, among others. Available in matte, shiny, metallic and neon versions, in different sizes.



PVA Paint:

Latex-based organic paint and is fast drying. It can be applied to the same surfaces as the acrylic. Matte finish. Available in packages of 37, 100, 250 and 500 ml.

Paints, varnishes and auxiliaries

Auxiliaries

Materials used for preparation and finishing.


Primer:

Used for surface preparation for painting glass, metals and PET.



Fixative Varnish Spray:

Used to give final finishing touches and protection to the paintings. Available in matte, semi-gloss and glossy versions.





Brushes and tools

Brushes

Suitable for the preparation and painting of parts.

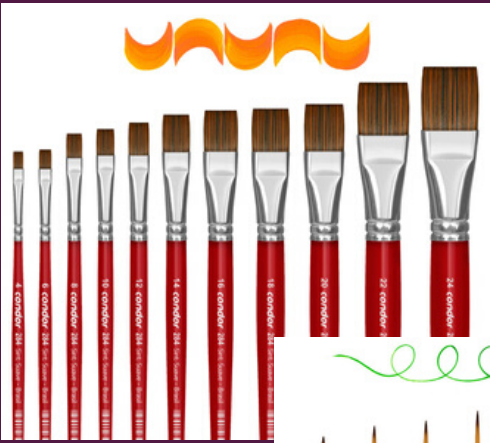
Hard Bristle Brush:

Brushes with white, hard bristles. I use these brushes to apply the primer. The size of the brush will depend on the size of the piece. The ones I use the most are 18, 24 and 02.



Soft bristle brush:

Brushes with dark and soft bristles. I use these brushes to paint the parts cover with acrylic or PVA paints. The ones I use the most are 18, 24 and 04.




I also have a very thin brush at hand for the small retouches in the painting.



Foam Roll:

I use this tool occasionally when I see brush marks in larger parts such as boxes, bottles and CDs. But this isn't always necessary.



4

Materials to Dot

You can dot on the materials you want and here I give some suggestions of materials I use to do it.

Plaster Pebbles

Supplier of silicone molds:

Vida em Cores Mandalas w/ Giovana Pepino -
+55 (11) 98223.7710

Supplier of ready-made molds and pebbles:
Mandala em Cor w/ Ana Paula Rocha -
+55 (12) 98808.9604



Watch the video on
preparation of plaster
pebble of Mandala em
Cor



Wood Pebbles

Supplier: Pontos em Cores w/ Thincia Camargo -
+55 (41) 9958.9616




Natural Pebbles

Natural stones available in
garden houses or Etsy.



Glass Bottles


Any bottle available at home.
Don't forget to remove the glue from the labels.
Use detergent soap, steel wool and scouring
powder if necessary.



Wood Parts

Boxes, note books, pencil
holder, etc. available in
craft houses

Materials Used for VIRTUAL CLASSES




Ideal Setting:

Computer with access to Zoom app.
Acrylic or PVA paints, canson paper, damp cloth, nail polishers and crochet needles.



Alternatives Dotting Tools:

Simple materials you may have at home and can be used to dot.



Alternative Paints:

Gouache paint and nail polish can be used to attend the class if you don't have acrylic or PVA paint.



Where to Purchase



Amazon.com

www.amazon.com.br



Etsy

www.etsy.com



Ebay

www.ebay.com



You count on us!



dotsinabox.com.br
dotsinabox@gmail.com

